

2025

ANNUAL REPORT



Bletchley Park
P R I M A R Y

CONTENTS

Principal's Address	Page 2
School Board Chair's Address	Page 3
Our Vision	Page 5
Our Context	Page 6
Student Attendance	Page 7
Destination Schools	Page 8
Business Plan	Page 9
Students Achievement	Page 10
Community Feedback	Page 16
Financial Summary	Page 17
Glossary	Page 18



PRINCIPAL'S REPORT

It is with great pride and gratitude that I present this year's Annual Report, reflecting a period of growth, achievement, and community spirit at our school.

This year marked the successful implementation of our new business plan, a strategic roadmap designed to enhance educational outcomes, improve infrastructure, and strengthen community engagement. The plan has already begun to deliver tangible benefits, aligning our resources and efforts with a clear vision for the future.

The School Board once again provided valuable advice and oversight into a number of school policies and procedures. Their active involvement ensured governance and operational excellence.

Our students have continued to excel academically, with particularly strong results in NAPLAN across all tested domains. These outcomes are a testament to the dedication of our teaching staff, paraprofessionals, the resilience of our students, and the support of families who value education as a cornerstone of opportunity.

We are fortunate to have a deeply engaged and supportive school community. Our Parents & Citizens Association has played a vital role in enriching the school experience, contributing time, resources, and energy to initiatives that benefit all students. Their advocacy and fundraising efforts have been instrumental in several key projects this year.

One such project was the installation of refrigerated reverse cycle air conditioning units in three of our teaching blocks. This upgrade has significantly improved classroom comfort, creating a more conducive learning environment year-round. We thank the P&C.

Beyond academics, we've embraced a vibrant calendar of events that celebrate diversity, wellbeing, and fun. Our Colour Run brought joy and energy to the school grounds, while Harmony Day celebrations highlighted the rich cultural tapestry of our community. The Day for Daniel fundraiser reminded us of the importance of safety and awareness and was embraced wholeheartedly by students and staff alike.

As we look ahead, we remain committed to nurturing a safe, inclusive, and high-achieving school environment. Thank you to our staff, students, families, and community partners for your continued support and belief in our shared mission.

Together, we are building a school that not only educates but inspires.

Warm regards,

Wayne Walpole

Principal

SCHOOL BOARD CHAIR'S ADDRESS

2025 has been a year of achievement at Bletchley Park Primary School, with improved outcomes for students demonstrated by excellent testing scores in PAT and NAPLAN. The continued implementation of the use of digital technology into the school allows for the teaching of 21st century digital skills that will enable our children to be successful into the future. The school continues to invest in its infrastructure, with upgrades to the air-conditioning in the school ensuring a comfortable learning environment for the students.

In 2025 the school board met five times to discuss the management of the school and its programs. I am very pleased to say the school is represented well by a group of parents and community members who are actively involved and look out for the best outcomes of the school and its community. The care of all involved is evident, as well as the implementation of advice provided through these meetings in the school.

During the year the school board discussed the following items:

- *School Performance against Business Plan*
 - *Quality Teaching*
 - *Student Inclusion and Diversity*
- *Review of Dress Code policy*
- *Periodically reviewed the finances of the school*
- *School Board Composition and membership*
- *Three Way Conferences (Student, Parent, Teacher)*
- *School Oval Condition*
- *Deputy Principal Position*
- *School Board training*
- *Student On Entry Data*
- *Reviewed the Behaviour Management Plan*
- *Behaviour Management Data*
- *School Financial Audit Feedback*
- *School Funding Agreement*
- *Student Wellbeing Office / Chaplain*
- *NAPLAN Data*
- *Attendance Review for 2025*
- *Personal Item Lists and Voluntary Contributions for 2026*
- *Review of Staffing Numbers and Leadership Team against Students Numbers in 2026*
- *School Improvement and maintenance*
- *2025 Colour Run*

- *Kiss and Drive Policy*
- *Operational Plan review 2026*
- *School Assessment Data (PAT R&M)*
- *Draft 2026 School Budget*
- *OSH Program for 2026/27*
- *Be Think Grow Award 2025*
- *Draft Annual Report 2025*
- *Review of School Board Terms and References, and Code of Conduct.*
- *PEAC 2026*
- *Three Way Conferences 2026*
- *School Board Meeting Dates 2026*

I would like to thank on behalf of the School Board, the Teachers and Admin staff who look after our children each day. Bletchley Park Primary School provides an environment that allows our kids to be the best they can be, grow and learn to become great human beings, providing them with the best opportunities as they continue their education into the future.

Mr Denis Coldham
School Board Chair



OUR VISION

Our Vision

Bletchley Park Primary School is a nurturing community where we can be, think and grow. Be, think and grow reflects the aspirations and core beliefs of our school and its community.

Our vision is the driving force behind all decisions, policies and processes and is reflected in all aspects of the daily management and operations of our school. It is the key focus of teaching and learning programs, defines the physical environment to optimise student learning and fosters productive and sustainable relationships to enhance learning.

Our Values

Our school has two core values that underpin everything we do in the school.

Doing My Best

I always do my best. I put in a good effort every day. I work well by myself and with other people.

Respect

I show respect for myself, other people and the environment.

Our Beliefs

The beliefs of our school articulate the shared understanding of the school's vision in operation.

They describe the qualities of learning, describe our school in action and provide a framework for decision making and policy. The beliefs, school values and vision combine to enhance the school's positive reputation and culture.

OUR CONTEXT

Bletchley Park Primary School is located in the suburb of Southern River, first opened in February 2008 with 190 students from Kindergarten to Year 7. We currently have approximately 700 students enrolled from K- Yr6.

Bletchley Park Primary School has a strong focus on creating a positive culture and providing quality teaching and learning programs. Staff challenge and inspire students to meet their individual potential. Collaboration and teamwork underpin everything we do, and we work to ensure every child achieves their social, emotional and academic potential.

Our school is very multi-cultural with families from all over the world enhancing our school community.

Enrolment Trends as of Semester Two 2025

Primary	Kin	PPR	Y01	Y02	Y03	Y04	Y05	Y06	Total
Full Time	(30)	72	80	83	109	108	77	103	662
Part Time	60								

Note: The Kin Full Time student figure represents the Full Time Equivalent of the Part Time students

	Kin	PPR	Pri	Sec	Total
Male	32	47	288		367
Female	28	25	272		325
Total	60	72	560		692

	Kin	PPR	Pri	Sec	Total
Aboriginal	1	4	15		20
Non-Aboriginal	59	68	545		672
Total	60	72	560		692

Longitudinal Student Numbers

Semester 2	2021	2022	2023	2024	2025
Primary (Excluding Kin)	785	744	721	657	632

23 students identify as Aboriginal.

81 students receive disability funding.

122 students attract EALD funding.

ATTENDANCE

2025 DATA

	Non - Aboriginal			Aboriginal			Total		
	School	Like Schools	WA Public Schools	School	Like Schools	WA Public Schools	School	Like Schools	WA Public Schools
2023	91.8%	90.9%	90.3%	89.9%	79.2%	74.3%	91.7%	90.4%	88.9%
2024	92.5%	91.9%	91.0%	90.9%	84.4%	74.3%	92.5%	91.7%	89.4%
2025	91.1%	91.5%	90.7%	88.1%	81.7%	73.2%	91.0%	91.2%	89.1%

	Attendance Category			
	Regular	At Risk		
		Indicated	Moderate	Severe
2023	70.7%	21.0%	7.5%	0.8%
2024	75.9%	16.8%	6.6%	0.7%
2025	68.0%	24.2%	6.4%	1.4%
Like Schools 2025	69.4%	21.9%	6.8%	1.9%
WA Public Schools 2025	64.0%	23.0%	9.0%	4.0%

Attendance is monitored by the Leadership Team and any concerns identified. We utilize Compass messaging to inform parents of absences. Based on the data, we work closely with teachers in supporting families to increase attendance rates. Attendance at BPPS is comparable to Like Schools (those with a similar ICSEA) and above WA Public Schools. Most absences are due to unauthorized family vacations. Regular attendance is identified as a key factor in student progress and achievement.



DESTINATION SCHOOLS

Destination Schools for 2026

The majority of our students continue to attend our local public high school Harrisdale Senior High School for their secondary education. We are active members of the Nicholson Network and have an active working relationship with Harrisdale SHS.

A number of our students were also successful in winning scholarships or were accepted into specialist programs at a number of different schools.

We congratulate all of our leaving students for being positive role models academically, socially and behaviorally and wish them all the best for the future.

High School	Number of Students
Harrisdale SHS	68
Canning Vale College	5
Applecross Senior High School	2
Carey Baptist College	8
Providence Christian College	3
St John Bosco	4
All Saints College	1
Lynwood Senior High School	1
Southern River College	1
Willetton SHS	2
Armadale SHS ESC	1
Rossmoyne Senior High School	1
Thornlie Senior High School	1
John Curtin College of the Arts	1
Salvado College	1



BUSINESS PLAN

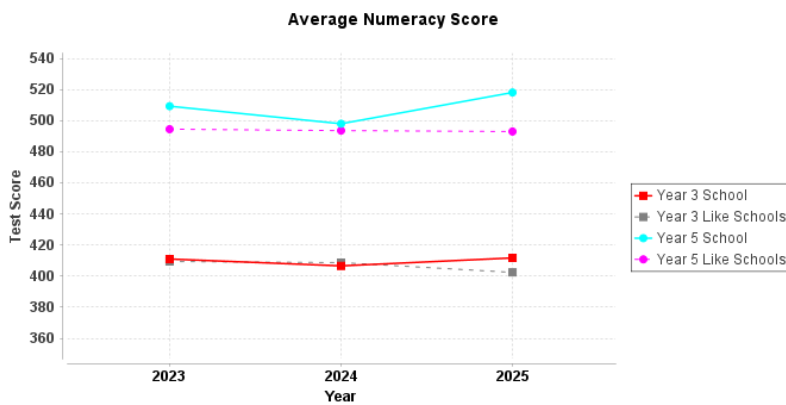
In 2025 we commenced the implementation of our new Business Plan. We are making very good progress with the implementation of the strategies and achievement of the targets in our two focus areas Quality Teaching and Student Inclusion and Diversity. Below is a summary of our achievements against the targets in each focus area.

FOCUS AREA	ACHIEVEMENT
<p>Quality Teaching</p>	<p>(The results below are based on 2025 reflection)</p>
<p>By 2027. achieve a rating of ‘outstanding’ on the National School Improvement Tool in the following areas: A Culture that Promotes Learning, Effective Pedagogical Practice and An Expert Teaching Team.</p> <p>By 2027, based on classroom observations, all teachers are applying the ‘Core Teaching Commitments</p>	<p>Outstanding (a culture..) High some elements of Outstanding (an expert Teaching .)</p> <p>Focus in 2025 has been on the Core Teaching Commitment of ‘Review Previous Learning’ It has been a planned staggered implementation PP – Yr 3 applying Yr 4-6 commencing in 2026</p>
<p>Student Inclusion and Diversity</p>	
<p>By 2027. achieve a rating of ‘outstanding’ on the National School Improvement Tool in the following areas: Learning Environment and Differentiated Teaching & Learning.</p> <p>Compared to 2023 data, by 2027, PAT S&E data to reflect improvement in the following areas:</p> <ul style="list-style-type: none"> • I worry a lot about my schoolwork or what others think of me • I am good at solving conflicts without fighting • I talk to someone when I feel bad 	<p>Outstanding (a Learning Environment..)</p> <p>Outstanding (Differentiated Teaching and Learning..)</p> <p>PAT S&E conducted in 2025 showing positive progression</p>

STUDENT ACHIEVEMENT

NAPLAN assessments are conducted annually across Australia for students in Yrs 3,5,7 and 9. They are conducted in the areas of Numeracy, Reading, Writing, Spelling and Grammar and Punctuation. At BPPS we do not compare our performance to state averages as we always perform well above these means. A more accurate measure is to compare ourselves to Like Schools. Like schools are based on a schools ICSEA (Index of Community Socio-Educational Advantage), not geographical location.

NUMERACY




This graph indicates how Yr 3 and Yr 5 students perform compared to Like Schools based on the 2025 NAPLAN Numeracy assessment.

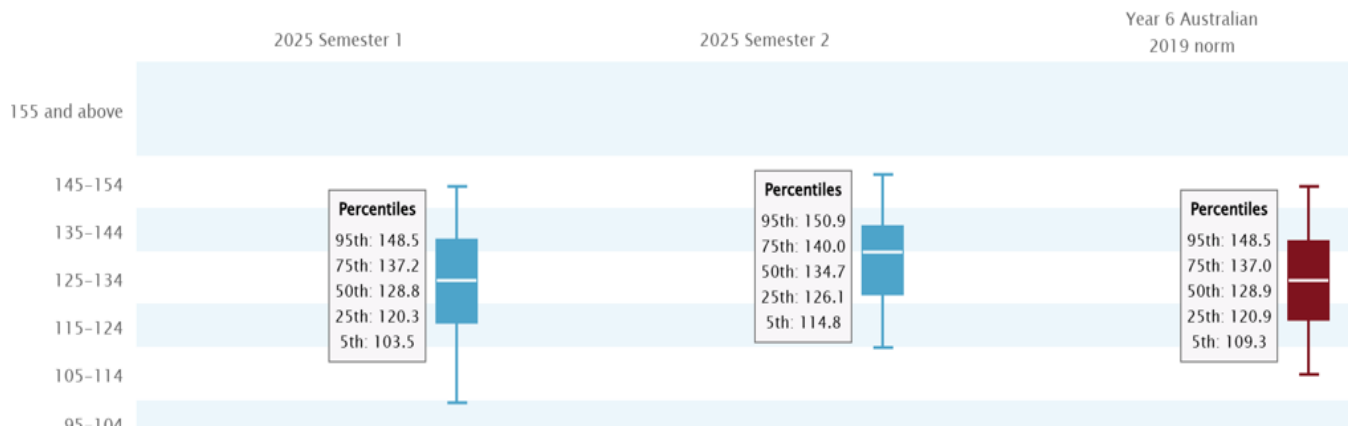
Year	Y03		Y05	
	School	Like Schools	School	Like Schools
2023	411	409	509	495
2024	407	409	498	494
2025	412	402	518	493

Year	Y03		Y05	
	School	WA Public Schools	School	WA Public Schools
2023	411	397	509	478
2024	407	394	498	480
2025	412	392	518	482

These tables indicate how Yr 3 and Yr 5 students perform in line with Like Schools and WA Public Schools based on the NAPLAN Numeracy assessment over a three-year period.

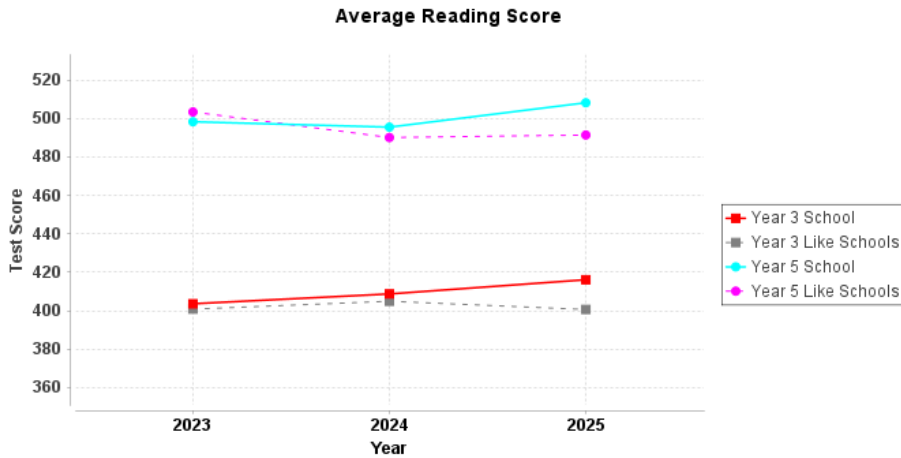


The above graph indicates that the Yr 3 median score is higher than the national medium score based on the 2025 PAT Numeracy assessment. It also indicates positive student progress from T1 to T4.



The above graph indicates that the Yr 6 median score is above the national medium score based on the 2025 PAT Numeracy assessment. It also indicates positive student progress from T1 to T4.

READING



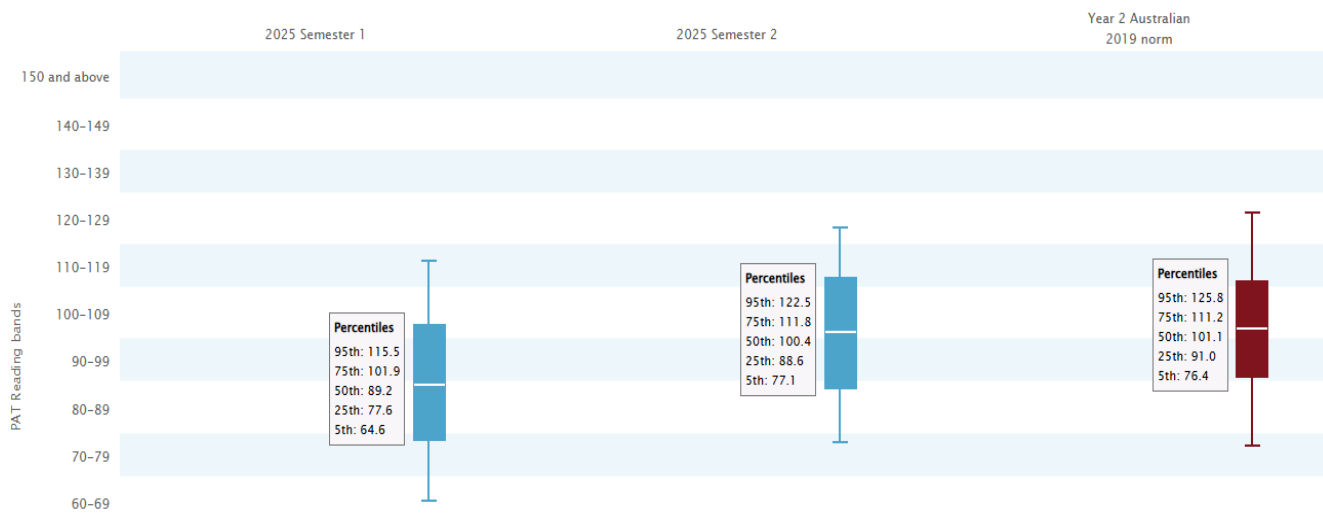
This graph indicates that Yr 3 and Yr 5 students continue to perform above Like Schools based on the 2025 NAPLAN Reading assessment.

Year	Y03		Y05	
	School	Like Schools	School	Like Schools
2023	404	401	498	503
2024	409	405	496	490
2025	416	401	508	491


Year	Y03		Y05	
	School	WA Public Schools	School	WA Public Schools
2023	404	391	498	481
2024	409	387	496	477
2025	416	384	508	478

The above tables indicate how Yr 3 and Yr 5 students perform in line with Like Schools and WA Public Schools based on the 2025 NAPLAN Reading assessment over a three-year period.



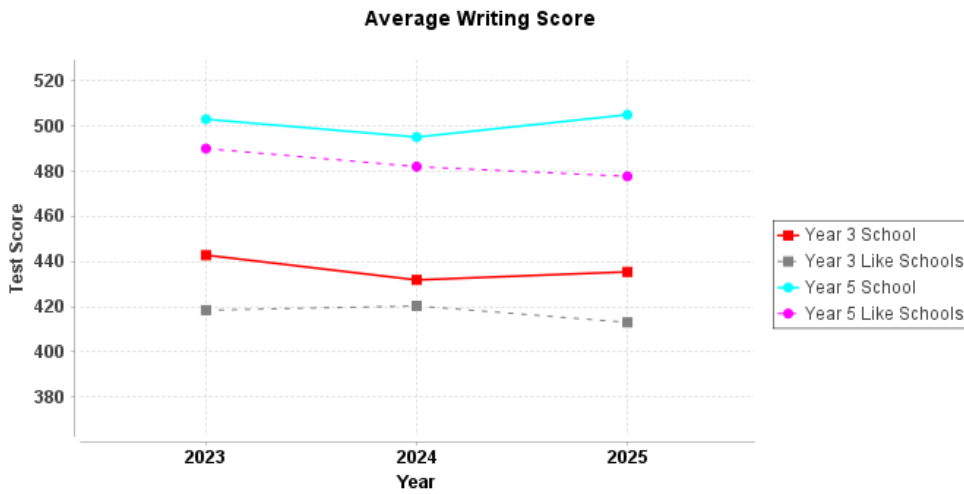


The above graph indicates that the Yr 2 median score is comparable to the national medium score based on the 2025 PAT Reading assessment. It also indicates positive student progress from T1 to T4.



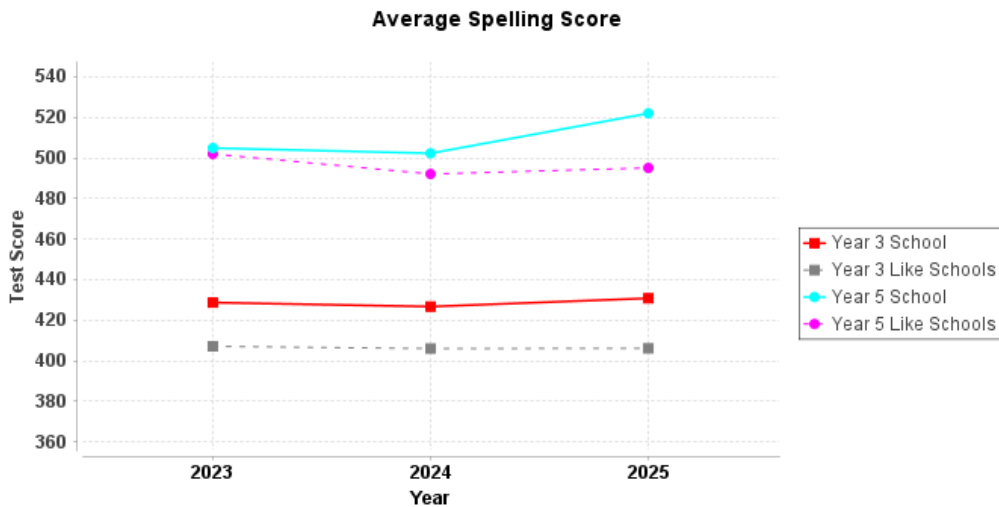
The above graph indicates that the Yr 6 median score is higher than the national medium score based on the 2025 PAT Reading assessment. It also indicates positive student progress from T1 to T4.

WRITING



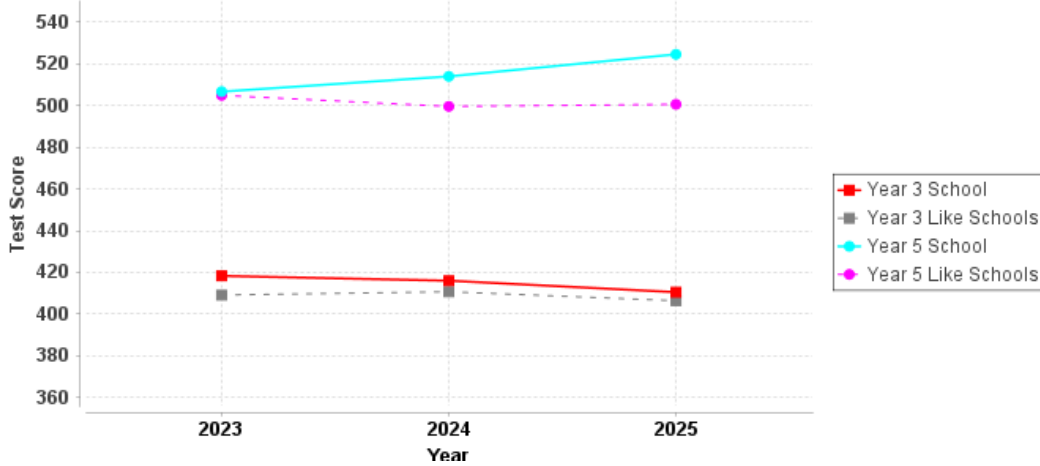
This graph indicates that Yr 3 and Yr 5 students continue to perform above Like Schools based on the 2025 NAPLAN Writing assessment.

SPELLING GRAMMAR AND PUNCTUATION



This graph indicates that Yr 3 and Yr 5 students continue to perform above Like Schools based on the 2025 NAPLAN Spelling assessment.

Average Grammar & Punctuation Score



This graph indicates that Yr 3 and Yr 5 students continue to perform above Like Schools based on the 2025 NAPLAN Grammar and Punctuation assessment.



COMMUNITY FEEDBACK

2024 National School Opinion Survey

Last year we conducted the biannual community survey and received over 167 responses, which is approximately 45% of our families. The survey is given to staff, Year 6 students and parents. Results were shared with the staff, School Board and through the newsletter to the wider community. On a scale of 1- 5 (1 being strongly disagree and 5 being strongly agree) each group responded to a number of questions. Overall, the parents and students are very happy with Bletchley Park PS.

QUESTION	2024 Parents	2024 Staff	2024 Students
	Mean	Mean	Mean
Teachers at this school treat students fairly.	4:3	-	3:6
My child is making good progress at this school.	4:2	4:1	-
My child feels safe at this school.	4:4	4:6	4:2
Student behaviour is well managed.	4:1	4:3	3:5
My child/ students likes being at this school.	4:4	4:2	4:2
I/My child can talk to my child's teacher about my concerns.	4:4	-	3:7
Teachers at this school care about my child.	4:4	4:6	4:1
Teachers at this school motivate my child/me to learn.	4:3	-	4:1

PARENT COMMENTS

Bletchley has been great for all my kids; would support any changes they found fit

It will be good if the school can focus on the academic side and also encourage students who represent the sports clubs outside of school.

I'm pleased with the level of commitment towards our children's learning.

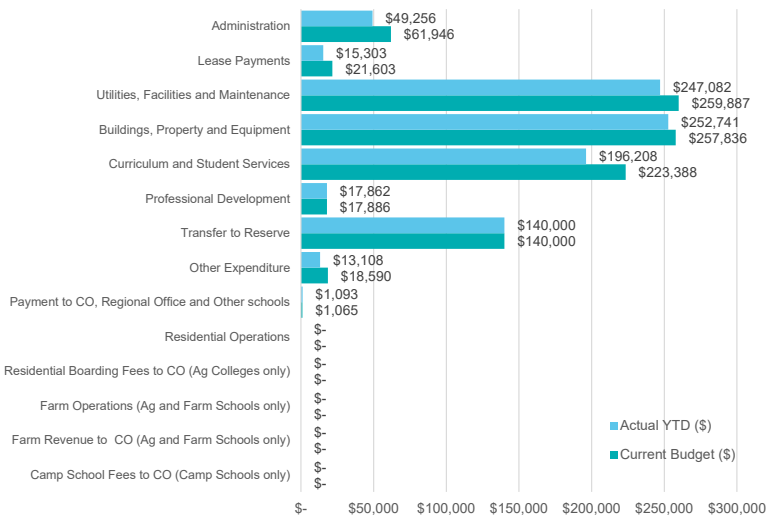
I am so happy and proud about the school and how it is doing

Your Kindy and preprimary teachers have been amazing. It would be good to see more support for them if required as they make families want to stay at the school. We have seen the level of interaction slowly diminish as the years go on between parent and teacher relationships.

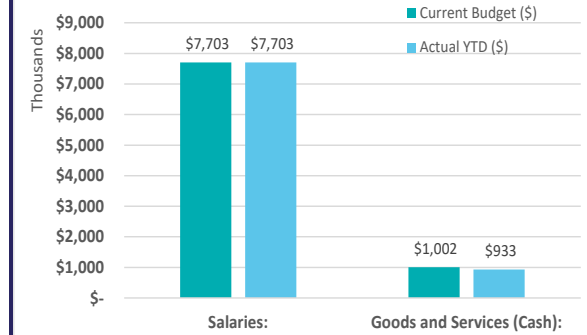
I am so glad after a few years of changing principals BPPS now has an amazing leader in Mr Walpole who interacts so well with the children and school community. Deputy team is great too. Thank you

FINANCES

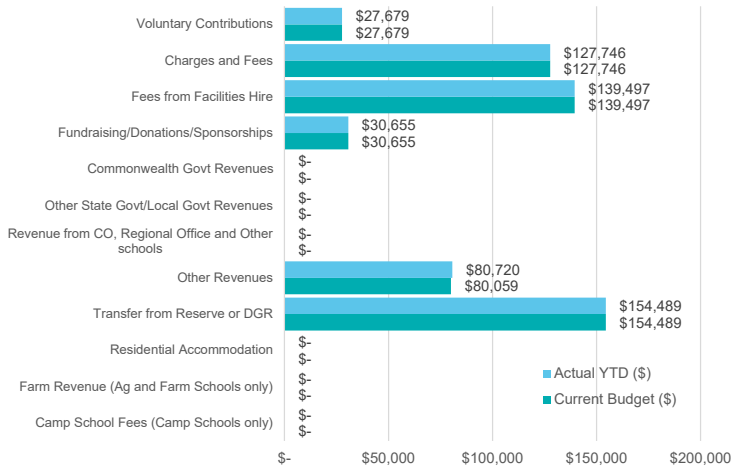
Dec 2025 (Verified Dec Cash)



Dec 2025 (Verified Dec Cash)



Dec 2025 (Verified Dec Cash)



ONE LINE BUDGET - Dec 2025 (Verified Dec Cash)

	Current Budget (\$)	Actual YTD (\$)
Carry Forward (Cash):	163,485	163,485
Carry Forward (Salary):	449,319	449,319
INCOME		
Student-Centred Funding (including Transfers & Adjustments):	8,132,549	8,132,549
Locally Raised Funds:	560,125	560,786
Total Funds:	9,305,479	9,306,139
EXPENDITURE		
Salaries:	7,702,791	7,702,791
Goods and Services (Cash):	1,002,200	932,653
Total Expenditure:	8,704,991	8,635,444
VARIANCE:	600,488	670,695

GLOSSARY

ICSEA: Index of Community Socio-Educational Advantage

P&C: Parents and Citizens

AITSL: Australian Institute for Teaching and School Leadership

DoE: Department of Education

iSTAR: A model for connected practice within classrooms

NAPLAN: National Assessment Program Literacy and Numeracy

WAGSMS: West Australian Government Music Society

EALD: English as Additional Language or Dialect

ICT: Information and Communications Technology

EA: Education Assistant

BPPS: Bletchley Park Primary School

PL: Professional Learning

STEM: Science, Technology, Engineering and Math

PAT: Progressive Achievement Assessment

