

**Bletchley Park
Primary School**


**2024 ANNUAL
REPORT**



Bletchley Park
P R I M A R Y

CONTENTS

Principal's Address	Page 2
School Board Chair's Address	Page 3
Our Vision	Page 5
Our Context	Page 6
Student Attendance	Page 7
Destination Schools	Page 8
Business Plan	Page 9
Students Achievement	Page 11
Community Feedback	Page 15
Financial Summary	Page 16
Glossary	Page 17



PRINCIPALS REPORT

Bletchley Park Primary School's 2024 Annual Report showcases a year of remarkable achievements and community engagement. It highlights our successes and demonstrates our commitment to transparency and accountability.

It is important to note that the Annual Report is only one component of the total reporting process that the school undertakes. To gain a greater knowledge of the school's purpose and its operations, the Annual Report should be read in conjunction with other documents such as the Business Plan, information booklets and other information pertaining to the school's curriculum and policies, all of which can be viewed on the Bletchley Park Primary School website.

Throughout the year, our dedicated staff focused on quality teaching, emphasizing iStar and quality teaching aligned with System Strategic directions and the school's Business Plan. Our new SEL (Social and Emotional Learning) Program Highway Hero's is flourishing and is promoting a nurturing environment conducive to positive learning and social-emotional development.

This year the Public School Accountability team reviewed the schools progress across six domains. They met with staff, students, School Board, P&C and community members. The school received a very positive report and received a five-year return.

The school successfully completed the current Business Plan with over 95% of our targets being achieved. We look forward to developing and implementing our new evidence based plan in our drive for further improvement.

The active involvement of our School Board ensured governance and operational excellence, providing invaluable feedback and guidance. The Board's active engagement provides optimal opportunity for them to fully support the school and community with a clear informed understanding of governance and operational aspects of school decision making and focus and directions.

The Parents and Citizens (P&C) association continued to play a pivotal role in fostering a strong sense of community. Their unwavering commitment to organizing events and activities strengthened the bond between the school and its community members.

We will continue to build upon our accomplishments by striving to inspire a joy of learning, encouraging our children to succeed and providing a high-quality education for the students in our care.

Yours sincerely Wayne Walpole Principal



SCHOOL BOARD CHAIR'S ADDRESS

2024 was another successful year for Bletchley Park Primary school, headlined by exceptional student outcomes and school culture which was reflected in the successful Public School Review completed this year. Whether its success in the classroom, or out at other events such as the Summer and Winter Carnivals, or Interschool competitions, BPPS is always well represented by the strong character and brilliant effort our students have put in.

We also got to see the opening of the new playground on the school oval, which was a great community event, providing a great play environment for the students and local community. Over the year in 2024, the school board met four times to discuss the management of the school and its programs. The School Board was populated with a diverse group of parents and community members who care deeply about the school and engage in the meetings. During the meetings throughout the year the following things were discussed.

- 2024 Business Plan Update
- 2024 Public School Review - Planning
- Review School Dress Code Policy
- Three Way Conference Event
- School Board Membership
- School Grounds Update
- 2024 On Entry Data
- 2024 Public School Review – ESAT information
- Review Behaviour Management Policy
- 2024 Funding Agreement
- School Board Training Update
- School Statement of Expectations
- 2024 Public School Review – Report to Board
- 2024 Community Survey
- Changes to School Reports for Parents
- Voluntary Contributions 2025
- Personal Items lists 2025
- School Attendance Data Report
- School Business Plan Review
- School Assessment Data (NAPLAN/PAT/School Survey)
- 2025-2027 Business Plan Focus Areas
- Changes to Student Leadership
- 2025 Be Think and Grow Award
- 2025-2027 Business Plan Update

- **2025 Operational Plans**
- **Draft 2024 Annual Report**
- **Review of School Board Terms of Reference**
- **Review of School Board Code of Conduct**
- **Finance Reporting (Reported at each Board Meeting)**
- **Draft 2025 Budget**

2024 has been a year of success at Bletchley Park Primary School. I would like to thank on behalf of the School Board, the Teachers and Admin staff who look after our children each day so they can be the best they can be, grow more each day, learning to be the best version of themselves.

**Mr Denis Coldham
School Board Chair**



OUR VISION

Our Vision

Bletchley Park Primary School is a nurturing community where we can be, think and grow. Be, think and grow reflects the aspirations and core beliefs of our school and its community.

Our vision is the driving force behind all decisions, policies and processes and is reflected in all aspects of the daily management and operations of our school. It is the key focus of teaching and learning programs, defines the physical environment to optimise student learning and fosters productive and sustainable relationships to enhance learning.

Our Values

Our school has two core values that underpin everything we do in the school.

Doing My Best

I always do my best. I put in a good effort every day. I work well by myself and with other people.

Respect

I show respect for myself, other people and the environment.

Our Beliefs

The beliefs of our school articulate the shared understanding of the school's vision in operation.

They describe the qualities of learning, describe our school in action and provide a framework for decision making and policy. The beliefs, school values and vision combine to enhance the school's positive reputation and culture.

OUR CONTEXT

Bletchley Park Primary School is located in the suburb of Southern River, first opened in February 2008 with 190 students from Kindergarten to Year 7. We currently have approximately 730 students enrolled from K- Yr6.

Bletchley Park Primary School has a strong focus on creating a positive culture and providing quality teaching and learning programs. Staff challenge and inspire students to meet their individual potential. Collaboration and teamwork underpin everything we do, and we work to ensure every child achieves their social, emotional and academic potential.

Our school is very multi-cultural with families from all over the world enhancing our school community.

Enrolment Trends

As of Semester One 2024

Student Number	(FTE)
----------------	-------

Primary	Kin	PPR	Y01	Y02	Y03	Y04	Y05	Y06	Total
Full Time	(34)	76	78	104	107	82	102	108	691
Part Time	68								

Note: The Kin Full Time student figure represents the Full Time Equivalent of the Part Time students

	Kin	PPR	Pri	Sec	Total
Male	40	40	299		379
Female	28	36	282		346
Total	68	76	581		725

	Kin	PPR	Pri	Sec	Total
Aboriginal	4	1	20		25
Non-Aboriginal	64	75	561		700
Total	68	76	581		725

Longitudinal Student Numbers

Semester 2	2020	2021	2022	2023	2024
Primary (Excluding Kin)	826	785	744	721	657

25 students identify as Aboriginal.

77 students receive disability funding.


95 students attract EALD funding.

ATTENDANCE

	Non - Aboriginal			Aboriginal			Total		
	School	Like Schools	WA Public Schools	School	Like Schools	WA Public Schools	School	Like Schools	WA Public Schools
2022	90.9%	88.8%	88.3%	90.2%	76.8%	69.5%	90.8%	88.4%	86.6%
2023	91.8%	90.9%	90.3%	89.9%	79.2%	74.3%	91.7%	90.4%	88.9%
2024	92.5%	91.9%	91.0%	90.9%	84.4%	74.3%	92.5%	91.7%	89.4%

	Attendance Category			
	Regular	At Risk		
		Indicated	Moderate	Severe
2022	66.2%	25.9%	6.3%	1.6%
2023	70.7%	21.0%	7.5%	0.8%
2024	75.9%	16.8%	6.6%	0.7%
Like Schools 2024	70.5%	22.1%	5.7%	1.6%
WA Public Schools 2024	65.0%	23.0%	9.0%	4.0%

Attendance is monitored by the Leadership Team and any concerns identified. We utilize SMS messaging to inform parents of absences. Based on the data, we work closely with teachers in supporting families to increase attendance rates. Attendance at BPPS is above Like Schools (those with a similar ICSEA) and WA Public Schools. Most absences are due to unauthorized family vacations. Regular attendance is identified as a key factor in student progress and achievement.



DESTINATION SCHOOLS


Destination Schools for 2025

The majority of our students continue to attend our local public high school Harrisdale Senior High School for their secondary education. We are active members of the Nicholson Network and have an active working relationship with Harrisdale SHS.

A number of our students were also successful in winning scholarships or were accepted into specialist programs at a number of different schools.

We congratulate all of our leaving students for being positive role models academically, socially and behaviorally and wish them all the best for the future.

High School	Number of Students
Harrisdale SHS	56
Canning Vale College	5
Court Grammar School	2
Carey Baptist College	8
Providence Christian College	6
St John Bosco	7
Hammond Park Sec	1
Perth Modern	1
Southern River College	5
Willetton SHS	1
John Wollaston Ang Comm Sch	4
Leeming SHS	2
Kent Street	1
Byford Secondary College	1
Australian Islamic College	1
John Curtin College of the Arts	1
Lumen Christi College	2
Salvado College	1



BUSINESS PLAN

We have completed the implementation of our 2022 - 2024 Business Plan. We have successfully implemented the strategies in our three focus areas of Quality Teaching, Digital Technology and Student Achievement. Below is a summary of our achievements against the targets in each focus area.

FOCUS AREA	ACHIEVEMENT
Quality Teaching	
<p>Based on reflection against the National School Improvement Tool, by 2024 the school will receive a rating of 'Outstanding' in the areas of:</p> <ul style="list-style-type: none"> - A culture that promotes learning - An expert teaching team. <p>By 2024, based on responses to the National School Opinion Survey, BPPS will achieve an average rating score of 4:4 or higher from parents and students to the questions:</p> <ul style="list-style-type: none"> -Teachers at this school expect my child to do their best. -Teachers at this school provide my child with useful feedback. -My child's teachers are good teachers. 	<p>Outstanding (a culture..) High some elements of Outstanding (an expert Teaching ..)</p> <p>Parents 4.4 Students 4.4</p> <p>Parents 4.3 Students 4.2</p> <p>Parents 4.5 Students 4.4</p>
Digital Technologies	
<p>80% of Students will achieve the skills required appropriate to their year level on the BPPS scope and sequence by 2024.</p> <p>By 2024 grade alignment in Digital Technologies on the student summative reports compared to Like Schools will have a 90% accuracy rate.</p>	<p>Achieved</p> <p>Achieved in 5 out of 7 year levels. Two year levels had 80% alignment</p>
Student Achievement: Writing	
<p>Year 3 and 5 NAPLAN writing and spelling to be consistently equal to or above Like Schools.</p> <p>BPPS will have a higher percentage of students in the top two proficiency bands annually in NAPLAN writing and spelling compared to Like Schools.</p>	<p>Achieved</p> <p>Achieved</p>
Student Achievement: Numeracy	
<p>Year 3 and 5 stable cohort NAPLAN numeracy to be consistently equal to or above Like Schools.</p>	<p>Achieved</p>

<p>By 2024 Year 3 and 5 NAPLAN data to indicate 10% more girls make 'excellent achievement' compared to the 2021 data.</p>	<p>Yr 3 Not Achieved: 10 x 3 girls excellent ach 2021 = 7 girls, 2023 = 1 girl, 2024 = 1 girl Yr 5 Achieved: 5 x 5 girls excellent ach 2021 = 4 girls, 2023 = 11 girls, 2024 = 8 girls</p>
<p>Student Achievement: Wellbeing</p>	
<p>By 2024 on the National School Improvement Tool, achieve a rating of 'outstanding' in the area of 'a culture that promotes learning'.</p> <p>The student National School Opinion Survey conducted in 2022 and 2024 will indicate a rating of above 4 for the question:</p> <ul style="list-style-type: none"> • I feel safe at school • I can talk to my teacher about my concerns. <p>The teacher National School Opinion survey conducted in 2022 and 2024 will indicate a rating of above 4.5 for the question:</p> <ul style="list-style-type: none"> • Teachers at this school care about their students. <p>The parents National School Opinion survey conducted in 2022 and 2024 will indicate a rating of above 4.5 for the question: Teachers at this school care about my child.</p> <p>Based on the PAT Social and Emotional survey, students to perform equal to or above all school norms on the following questions:</p> <ul style="list-style-type: none"> • I lose my temper a lot. • I worry a lot about my schoolwork or what others think about me. • I like the kind of person I am. 	<p>Achieved</p> <p>2022 = 4.2 2024 = 4.2 2022 = 3.9 2024 = 3.7</p> <p>2022 = 4.5 2024 = 4.6</p> <p>2022 = 4.5 2024 = 4.4</p> <p>Students who agree with the statement Sch 29% Nat Avg 27% Sch 53% Nat Avg 47% Sch 86% Nat Avg 87% We will conduct survey in 2025 following implementation of Highway Hero's</p>

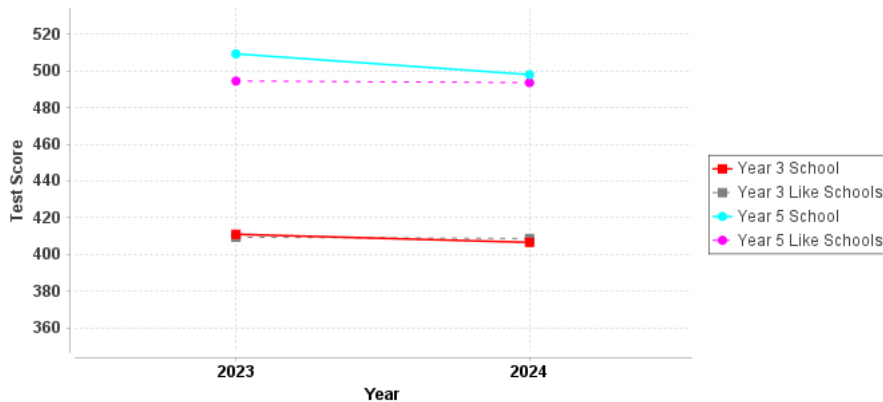


STUDENT ACHIEVEMENT

NAPLAN assessments are conducted annually across Australia for students in Yrs 3,5,7 and 9. They are conducted in the areas of Numeracy, Reading, Writing, Spelling and Grammar and Punctuation. At BPPS we do not compare our performance to state averages as we always perform well above these means. A more accurate measure is to compare ourselves to Like Schools. Like schools are based on a schools ICSEA (Index of Community Socio-Educational Advantage), not geographical location.

*Due to changes in the timing of NAPLAN in 2022, comparison can only be made to 2023 – 2024 data sets.

NUMERACY

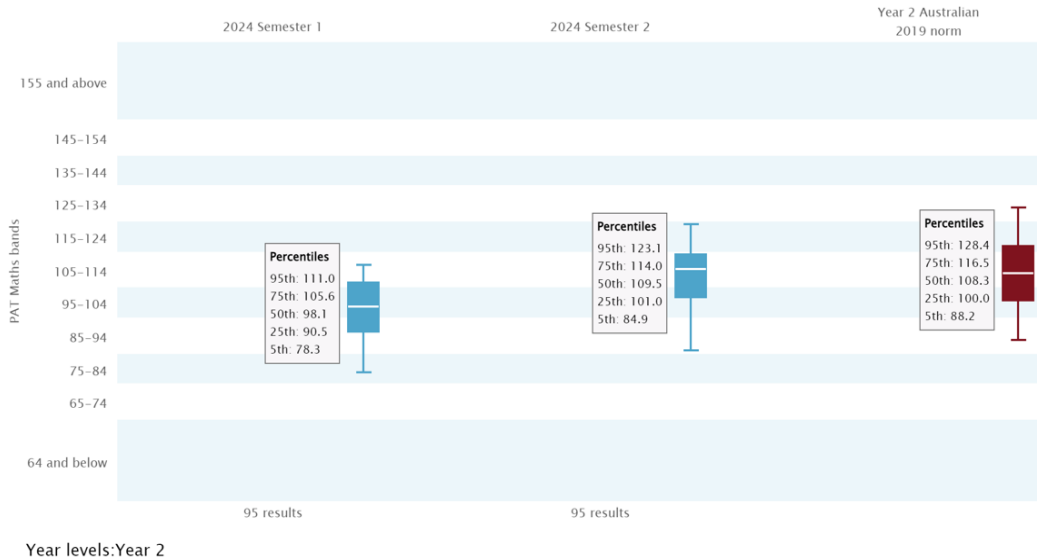


This graph indicates how Yr 3 and Yr 5 students perform compared to Like Schools based on the 2024 NAPLAN Numeracy assessment.


Year	Y03		Y05	
	School	Like Schools	School	Like Schools
2023	411	409	509	495
2024	407	409	498	494

Year	Y03		Y05	
	School	WA Public Schools	School	WA Public Schools
2023	411	398	509	480
2024	407	394	498	480

These tables indicate how Yr 3 and Yr 5 students perform in line with Like Schools and WA Public Schools based on the NAPLAN Numeracy assessment over a two-year period.

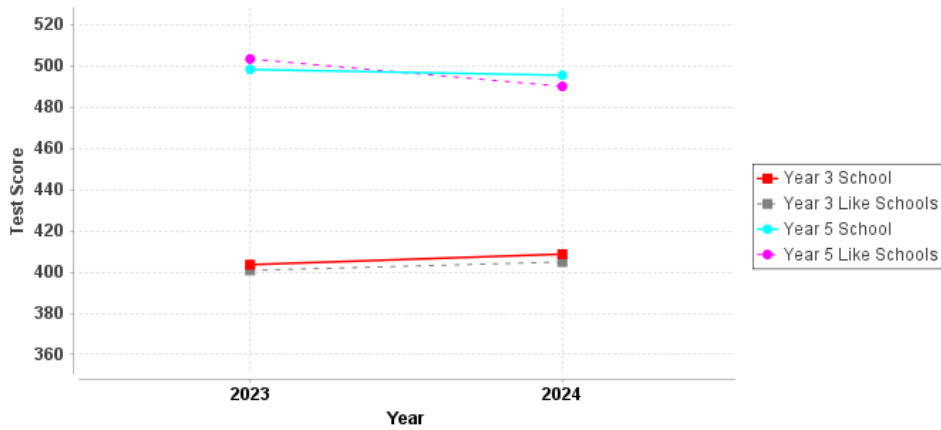


This graph indicates that the Yr 2 median score is slightly higher than the national medium score based on the 2024 PAT Numeracy assessment. It also indicates positive student progress from T1 to T4.



This graph indicates that the Yr 6 median score is above the national medium score based on the 2024 PAT Numeracy assessment. It also indicates positive student progress from T1 to T4.

READING




This graph indicates that Yr 3 and Yr 5 students continue to perform above Like Schools based on the 2024 NAPLAN Reading assessment.

Year	Y03		Y05	
	School	Like Schools	School	Like Schools
2023	404	401	498	503
2024	409	405	496	490

Year	Y03		Y05	
	School	WA Public Schools	School	WA Public Schools
2023	404	390	498	484
2024	409	387	496	477

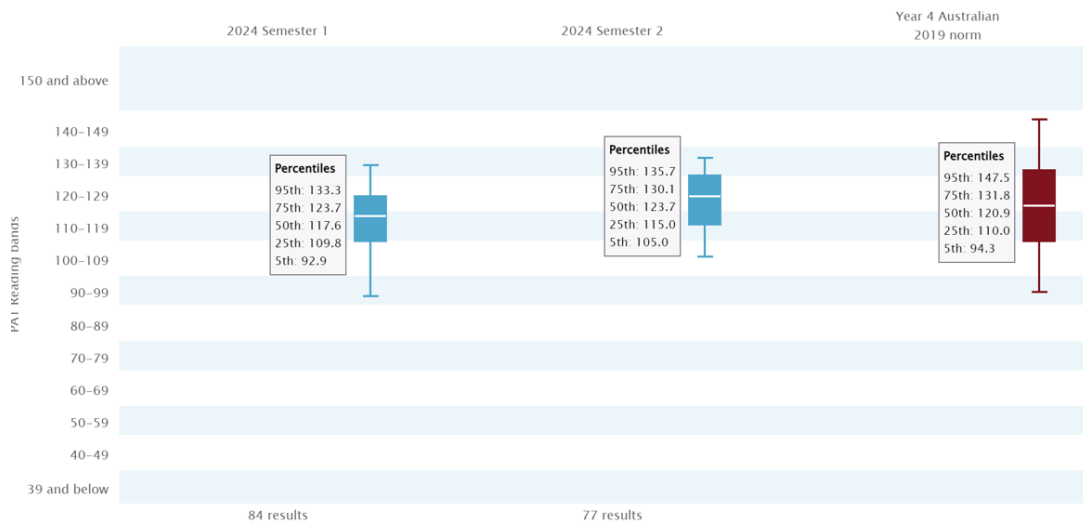
These tables indicate how Yr 3 and Yr 5 students perform in line with Like Schools and WA Public Schools based on the 2024 NAPLAN Reading assessment over a two-year period.





Year levels: Year 2

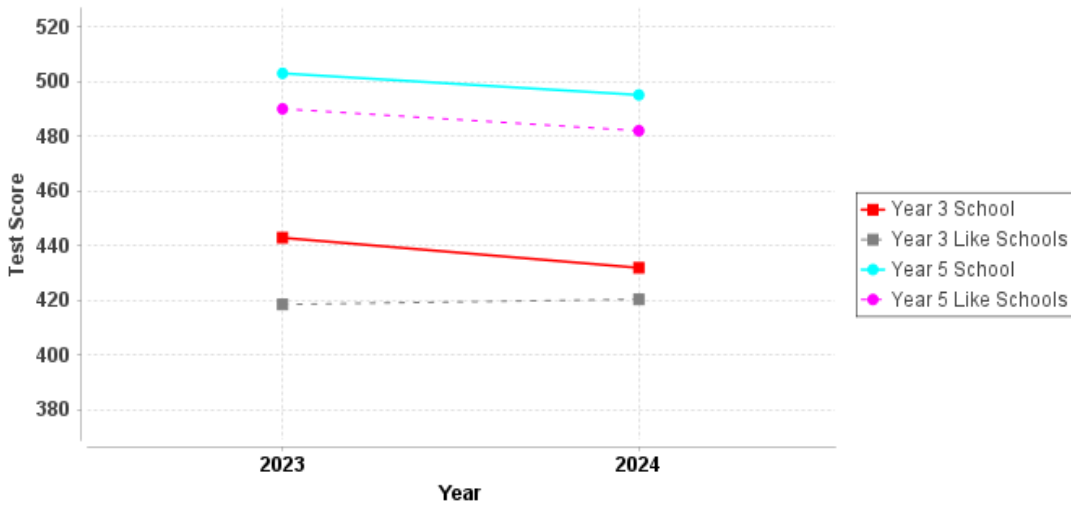
This graph indicates that the Yr 2 median score is higher than the national medium score based on the 2024 PAT Reading assessment. It also indicates positive student progress from T1 to T4.



Year levels: Year 4

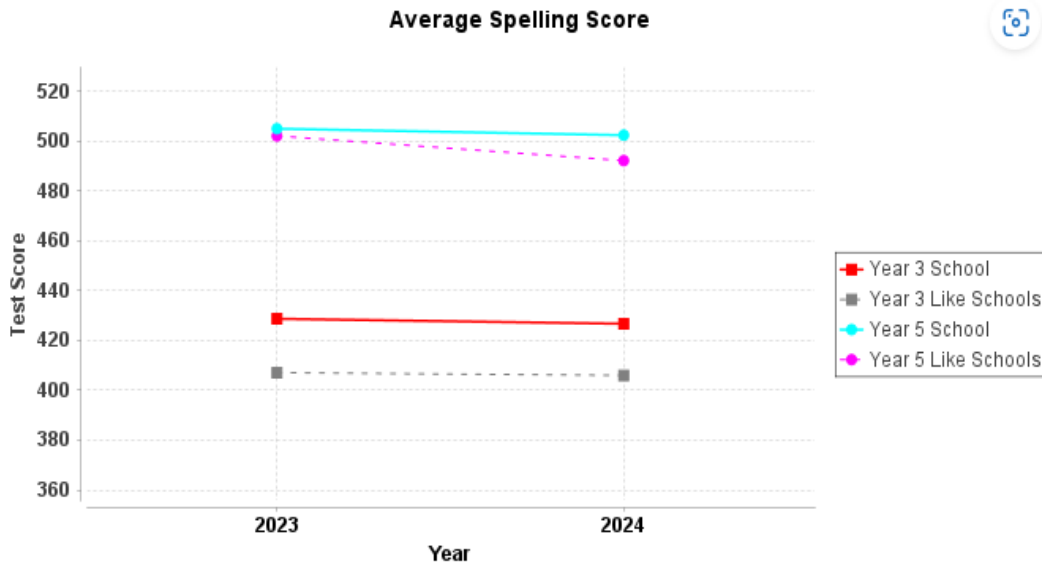
This graph indicates that the Yr 4 median score is higher than the national medium score based on the 2024 PAT Reading assessment. It also indicates positive student progress from T1 to T4.

WRITING



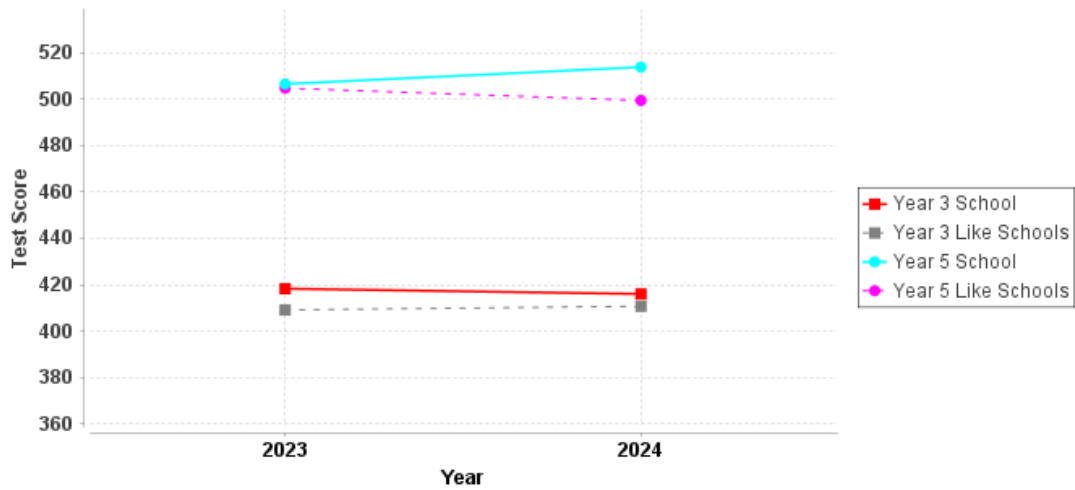
This graph indicates that Yr 3 and Yr 5 students continue to perform above Like Schools based on the 2024 NAPLAN Writing assessment.

SPELLING GRAMMAR AND PUNCTUATION



This graph indicates that Yr 3 and Yr 5 students continue to perform above Like Schools based on the NAPLAN Spelling assessment.

Average Grammar & Punctuation Score



This graph indicates that Yr 3 and Yr 5 students continue to perform above Like Schools based on the NAPLAN Grammar and Punctuation assessment.



COMMUNITY FEEDBACK

2024 National School Opinion Survey

This year we conducted the biannual community survey and received over 167 responses which is approximately 45% of our families. The survey is given to staff, Year 6 students and parents. Results were shared with the staff, School Board and through the newsletter to the wider community.

On a scale of 1- 5 (1 being strongly disagree and 5 being strongly agree) each group responded to a number of questions. Overall, the parents and students are very happy with Bletchley Park PS.

QUESTION	2024 Parents	2024 Staff	2024 Students
	Mean	Mean	Mean
Teachers at this school treat students fairly.	4:3	-	3:6
My child is making good progress at this school.	4:2	4:1	-
My child feels safe at this school.	4:4	4:6	4:2
Student behaviour is well managed.	4:1	4:3	3:5
My child/ students likes being at this school.	4:4	4:2	4:2
I/My child can talk to my child's teacher about my concerns.	4:4	-	3:7
Teachers at this school care about my child.	4:4	4:6	4:1
Teachers at this school motivate my child/me to learn.	4:3	-	4:1

PARENT COMMENTS

All the teachers are doing great job. Keep improving and keep it up the good work.

I have tried to focus on the more general school experience and the balance of teacher experiences across the years. Not all teachers are created equal and there are certainly some where I do not believe students feel comfortable and safe to just have a go, there is little communication or collaboration with parents. But on the whole the teaching community at BPPS is more positives than these few negative experiences. Opportunity to provide, respectfully, feedback on individual teacher experiences would be welcomed.

I love this school, most teachers are caring and helping, but I wish if the school supports a bit more for academically advanced and well- behaved children rather than the other way around.

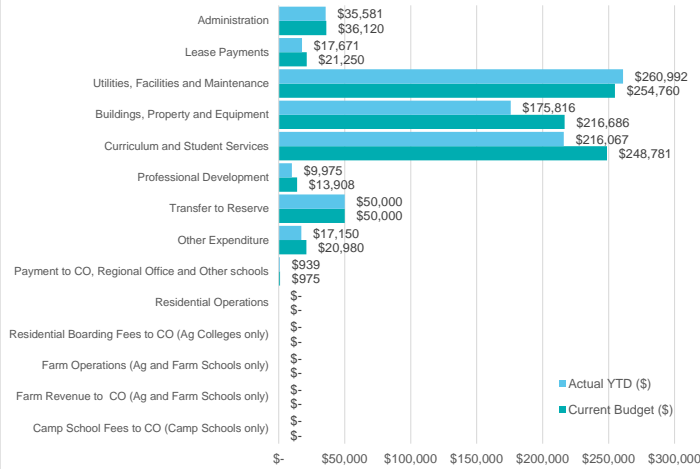
Open nights need to be extended. It is very rushed to get around. Hard for working parents especially when we're not allowed in the rooms in the mornings.

I'm pleased with the level of commitment towards our children's learning.

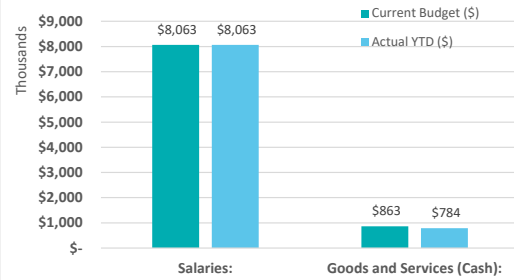
Overall, very happy, both my boys love coming to school, thank you for staff for the hard work

FINANCES

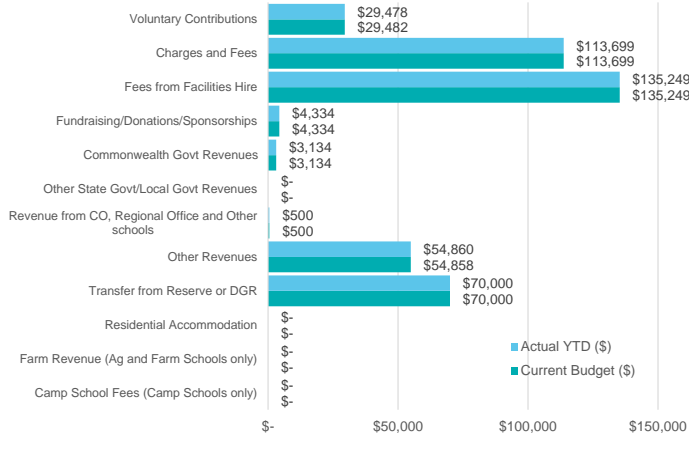
Dec 2024 (Verified Dec Cash)



Dec 2024 (Verified Dec Cash)



Dec 2024 (Verified Dec Cash)



ONE LINE BUDGET - Dec 2024 (Verified Dec Cash)

	Current Budget (\$)	Actual YTD (\$)
Carry Forward (Cash):	207,469	207,469
Carry Forward (Salary):	733,331	733,331
INCOME		
Student-Centred Funding (including Transfers & Adjustments):	8,107,600	8,107,600
Locally Raised Funds:	411,255	411,253
Total Funds:	9,459,655	9,459,652
EXPENDITURE		
Salaries:	8,062,657	8,062,657
Goods and Services (Cash):	863,460	784,191
Total Expenditure:	8,926,117	8,846,848
VARIANCE:	533,538	612,804

GLOSSARY

ICSEA: Index of Community Socio-Educational Advantage

P&C: Parents and Citizens

AITSL: Australian Institute for Teaching and School Leadership

DoE: Department of Education

iSTAR: A model for connected practice within classrooms

NAPLAN: National Assessment Program Literacy and Numeracy

WAGSMS: West Australian Government Music Society

EALD: English as Additional Language or Dialect

ICT: Information and Communications Technology

EA: Education Assistant

BPPS: Bletchley Park Primary School

PL: Professional Learning

STEM: Science, Technology, Engineering and Math

PAT: Progressive Achievement Assessment

